

Stateroom Category

Grand Suites

Midships High Deck 6 **Q1**

Master Suite

Midships High Decks 5,7 **Q2**

Penthouse

Forward/Aft High Decks 4,5,6,7 **Q3**

Midships High Deck 7 **Q4**

Queen Suites

Aft High Decks 4,5,6,7,8 **Q5**

Forward High Decks 7,9,10,11 **Q6**

Princess Suites

Midships High Decks 5,6,7 **P1**

Midships High Decks 4,8 **P2**

Club Balcony

Mid/Fwd High Decks 5,6,7 **A1**

Midships High Decks 5,6,7 **A2**

Balcony

Midships High Decks 5,6,7,8,9 **BB**

Midships High Decks 4,8,10,11 **BC**

Aft High Decks 5,6,7,8 **BD**

Aft/Forward High Decks 4,5,6,7,8,9 **BE**

Forward High Decks 4,10,11 **BF**

Balcony (obstructed view)

Midships High Deck 4 **DB**

Midships High Deck 4 **DC**

Deluxe Oceanview

Midships Low Deck 1 **EA**

Oceanview

Midships Low Deck 1 **EB**

Midships Low Deck 1 **EC**

Aft/Forward Low Deck 1 **EE**

Aft/Forward High Deck 9 **EE**

Forward High Decks 4,10,11 **EF**

Standard Inside

Midships High Decks 5,6,7 **IA**

Midships Low Deck 1 **IB**

Midships High Deck 9 **IB**

Midships Low Deck 1 **IC**

High Decks 4,10,11 **IC**

Aft High Decks 5,6,7,8 **ID**

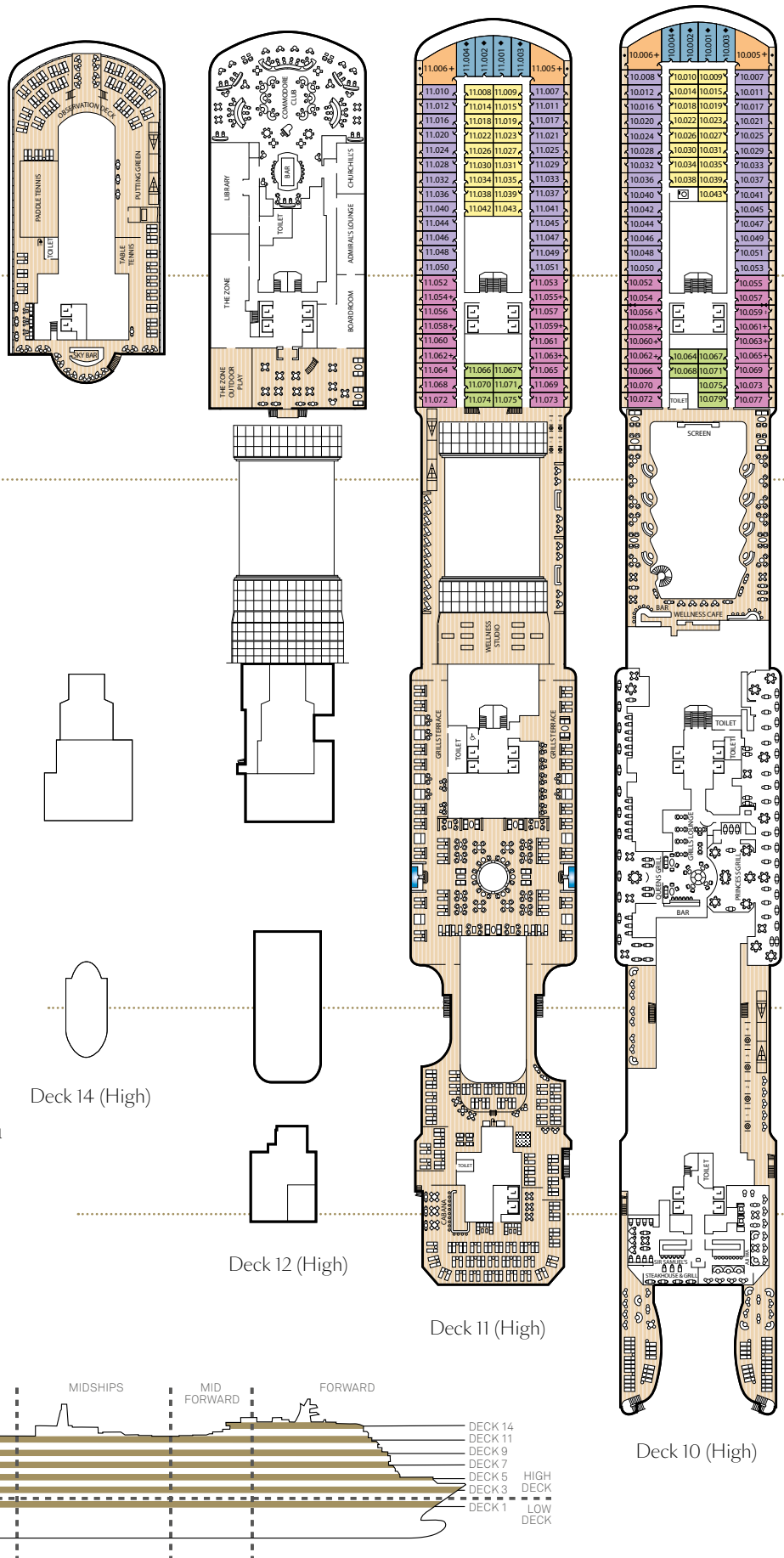
Aft/Forward High Decks 4,5,6,7,8,9 **IE**

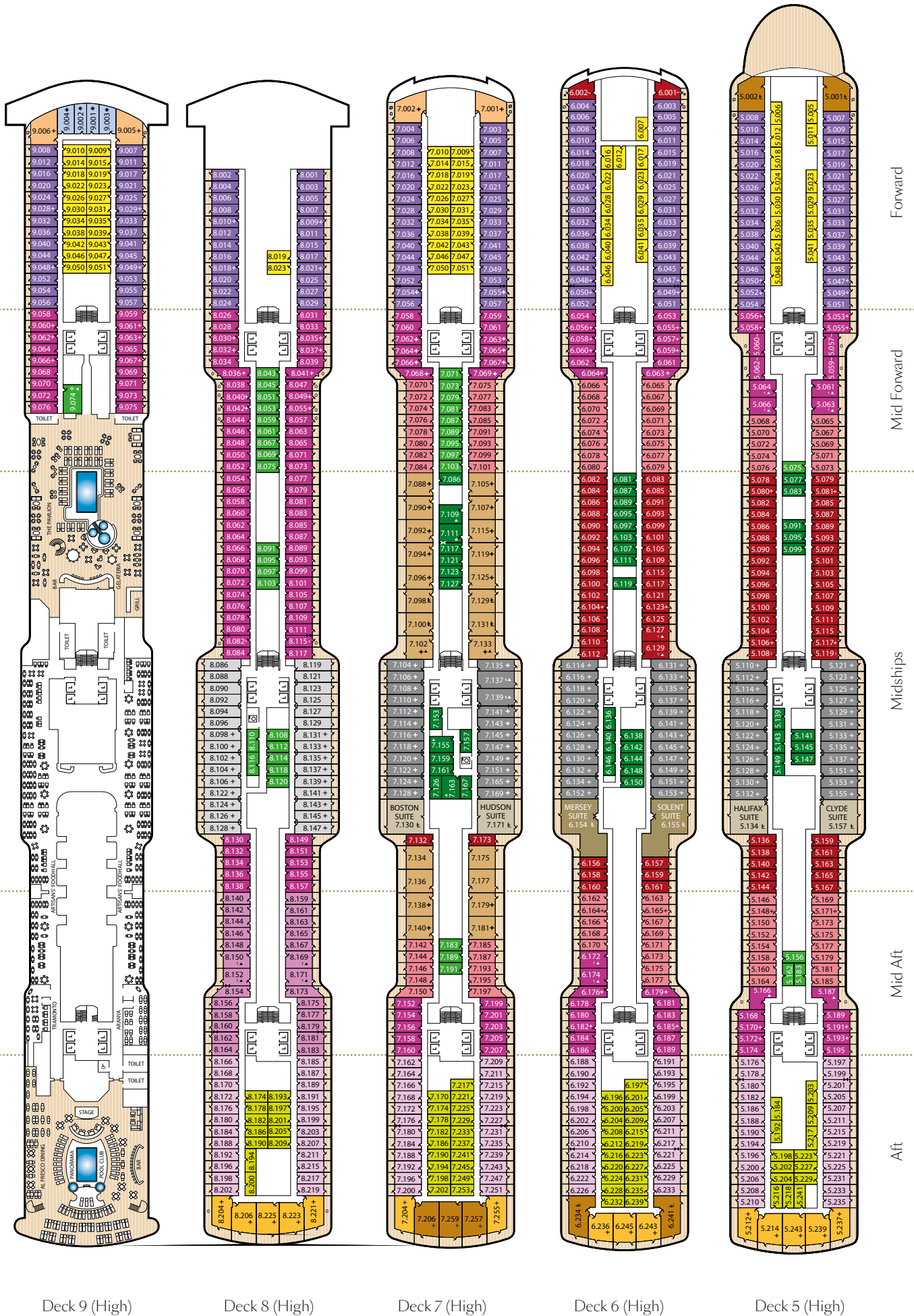
Forward High Decks 4,10,11 **IF**

Key to symbols

- L Lift
- † Indicates 2 lower berths and 1 upper berth
- + Indicates 3rd berth is a single sofabed
- ⌚ Indicates 3rd and 4th berth is a double sofabed
- †† Indicates 3rd and 4th berth are a single sofabed and one upper bed
- ↔ Connecting staterooms
- Balcony is shaded by deck structure above
- ▲ Wheelchair accessible
- ~ Indicates alternative layout and configuration
- ◆ Staterooms have forward facing ocean views
- ◐ Staterooms have partial metal fronted balconies
- Staterooms have metal fronted balconies

Queen Anne deck plans





Deck 9 (High)

Deck 8 (High)

Deck 7 (High)

Deck 6 (High)

Deck 5 (High)

Stateroom Category

Grand Suites

Midships High Deck 6 **Q1**

Master Suite

Midships High Decks 5,7 **Q2**

Penthouse

Forward/Aft High Decks 4,5,6,7 **Q3**

Midships High Decks 7 **Q4**

Queen Suites

Aft High Decks 4,5,6,7,8 **Q5**

Forward High Decks 7,9,10,11 **Q6**

Princess Suites

Midships High Decks 5,6,7 **P1**

Midships High Decks 4,8 **P2**

Club Balcony

Mid/Fwd High Decks 5,6,7 **A1**

Midships High Decks 5,6,7 **A2**

Balcony

Midships High Decks 5,6,7,8,9 **BB**

Midships High Decks 4,8,10,11 **BC**

Aft High Decks 5,6,7,8 **BD**

Aft/Forward High Decks 4,5,6,7,8,9 **BE**

Forward High Decks 4,10,11 **BF**

Balcony (obstructed view)

Midships High Deck 4 **DB**

Midships High Deck 4 **DC**

Deluxe Oceanview

Midships Low Deck 1 **EA**

Oceanview

Midships Low Deck 1 **EB**

Midships Low Deck 1 **EC**

Aft/Forward Low Deck 1 **EE**

High Deck 9 **EF**

Standard Inside

Midships High Decks 5,6,7 **IA**

Midships Low Deck 1 **IB**

High Deck 9 **IC**

Midships Low Deck 1 **ID**

High Decks 4,10,11 **IE**

Aft High Decks 5,6,7,8 **IF**

Aft/Forward High Decks 4,5,6,7,8,9

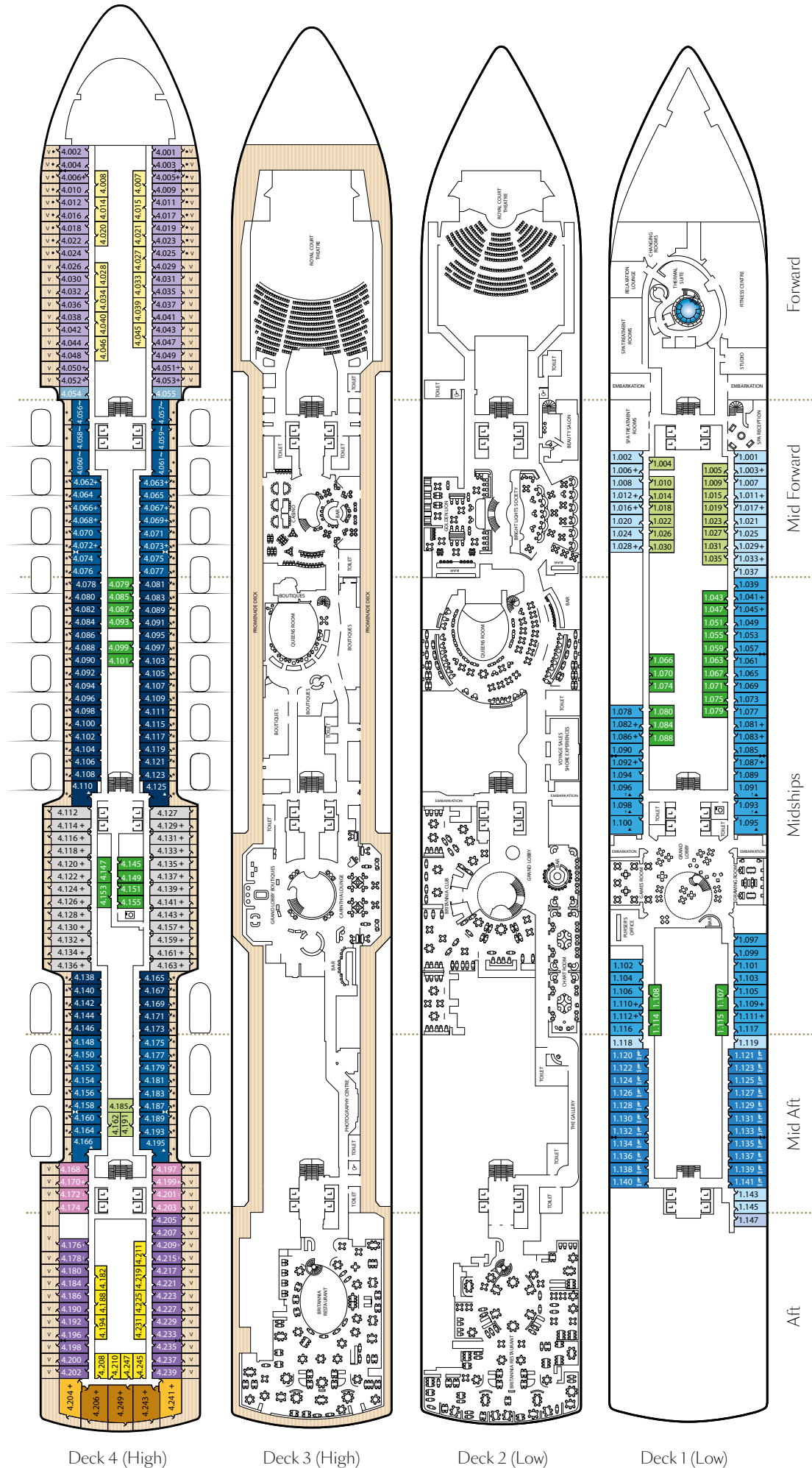
Forward High Decks 4,10,11

Key to symbols

- L Lift
- † Indicates 2 lower berths and 1 upper berth
- + Indicates 3rd berth is a single sofa bed
- ⊥ Indicates 3rd and 4th berth is a double sofa bed
- ‡ Indicates 3rd and 4th berth are a single sofa bed and one upper bed
- ↔ Connecting staterooms
- * Staterooms have views obstructed by lifeboats and during Panama Canal transits lifeboats are adjacent to the balcony
- v Balcony visible from above
- ▲ Wheelchair accessible
- ~ Indicates alternative layout and configuration
- ∞ Staterooms have an additional shower room
- Staterooms have metal fronted balconies

Ship facts - Queen Anne

| | |
|-----------------|------------|
| Maiden Season: | 2024 |
| Speed: | 22 knots |
| Guest Capacity: | 2,996 |
| No. of Crew: | 1,225 |
| Length Overall: | 1,058 feet |
| Width: | 116.8 feet |
| Draft: | 27.2 feet |



Deck 4 (High)

Deck 3 (High)

Deck 2 (Low)

Deck 1 (Low)

Forward

Mid Forward

Midships

Mid Aft

Aft